


IK E8.1-SVC2



IMPACT

K-SERIES

**200MM / 8INCH SUBWOOFER
1x2Ω PORTED ENCLOSURE**



- Downfire enclosure for ideal bass dispersion in the vehicle and perfect protection of the speaker
- Compact ported enclosure design ensures high sound pressures and allows space-saving integration in the vehicle
- Equipped with one powerful 200 mm / 8" subwoofer with hand-scooped paper cone for rich, deep bass
- Pluggable screw terminal for quick and safe installation and removal
- Chassis with 1 x 2 Ohms single voice coil for maximum power output of the amplifier
- Feet with Velcro tape for a secure stand in the vehicle
- Sturdy carpet surface with embroidered HELIX logo

Technical data

Technische Daten

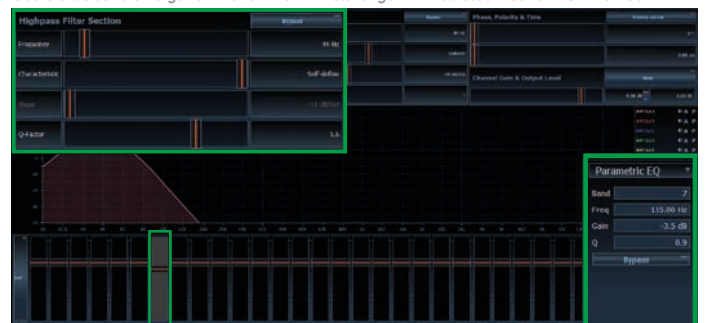
Power handling <i>Belastbarkeit</i>	RMS	300 W
Recommended amplifier power <i>Empfohlene Verstärkerleistung</i>	RMS	150 - 300 W
Impedance <i>Impedanz</i>	Z	1 x 2 Ω
Max. linear excursion <i>Max. linearer Membranhub</i>	X _{max}	+/- 8 mm
Port tuning frequency <i>Tunnelabstimmungsfrequenz</i>	F _b	43 Hz
Sensitivity <i>Wirkungsgrad</i>	SPL	91 dB @ 2.83V / 1m 85 dB @ 1W / 1m
Dimensions (H x W x D) <i>Abmessungen (H x B x T)</i>		184 x 310 x 285 mm 7.2 x 12.2 x 11.2"
Integrated subwoofer chassis <i>Verbautes Subwoofer-Chassis</i>		HELIX IK W8-SVC2

Recommended DSP settings

Empfohlene DSP Einstellungen

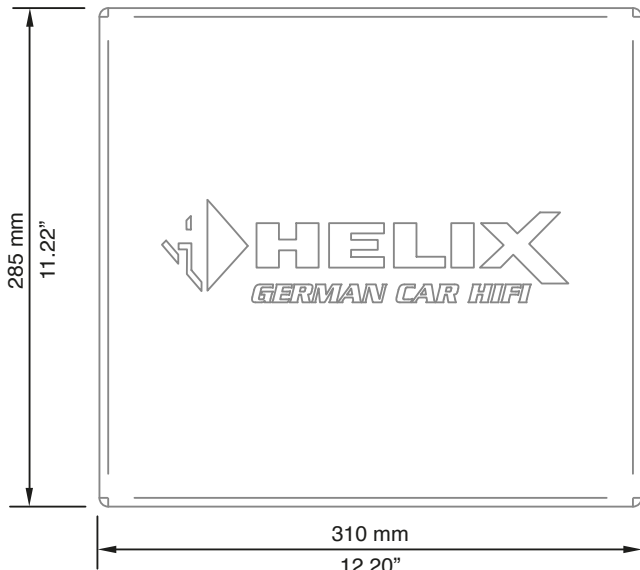
Highpass filter <i>Hochpassfilter</i>	"Self-Define": 44 Hz / Q = 1.6
EQ filter <i>EQ-Filter</i>	115 Hz / Q = 0.9 / -3.5 dB

Overview of the DSP settings made in the Audiotec Fischer DSP PC-Tool /
Übersicht über die vorgenommenen DSP-Einstellungen im Audiotec Fischer DSP PC-Tool

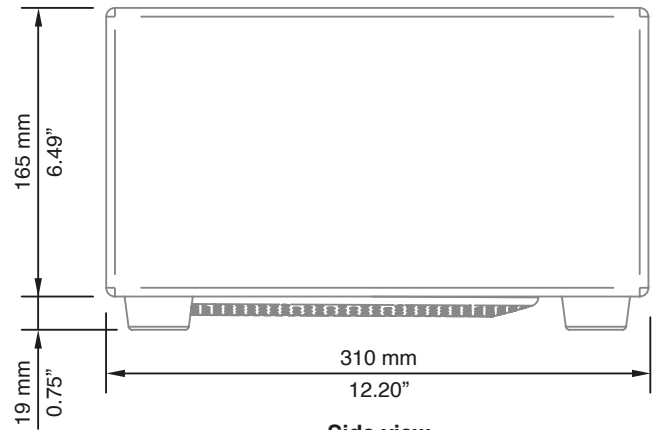


Dimensions

Abmessungen



Top view



Side view

Wiring configurations

Anschluss

1 x 2 Ω configuration on one amplifier channel

1 x 2 Ω Konfiguration an einem Verstärkerkanal

